



41458 VOX

Dimensions shown as Width x Depth x Height. Specifications are correct at time of printing and are subject to change without notice.
LHF - left hand facing RHF - right hand facing IA - inside arm to inside arm For SKU options: R=Manual Recline, E=Power Recline



1R Manual Recliner
36 x 39 x 41"
91 x 99 x 104cm
IA: 25" / 64cm



2R LHF Arm, Man Recliner
32 x 39 x 41"
81 x 99 x 104cm



3R RHF Arm, Man Recliner
32 x 39 x 41"
81 x 99 x 104cm



4R Armless Loveseat Man Recl
53 x 39 x 41"
135 x 99 x 104cm



5R LHF Arm, RHF Wedge, Man Recl
44 x 39 x 41"
112 x 99 x 104cm
IA: 25" / 64cm



6R RHF Arm, LHF Wedge, Man Recl
44 x 39 x 41"
112 x 99 x 104cm
IA: 25" / 64cm



7R RHF Wedge, Man Recliner
39 x 39 x 41"
99 x 99 x 104cm



8R Armless Manual Recliner
26 x 39 x 41"
66 x 99 x 104cm



9R LHF Wedge, Man Recliner
39 x 39 x 41"
99 x 99 x 104cm



AR LHF Table, RHF Arm Man Recl
42 x 39 x 41"
107 x 99 x 104cm
IA: 25" / 64cm



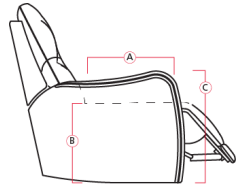
CR RHF Table Manual Recline
37 x 39 x 41"
94 x 99 x 104cm



DR LHF Table, RHF Wedge Man Recl
51 x 39 x 41"
130 x 99 x 104cm
IA: 25" / 64cm



FR RHF Table, LHF Wedge Man Recl
51 x 39 x 41"
130 x 99 x 104cm
IA: 25" / 64cm



Dimensions

A - Seat Depth - 21.5" / 55cm

B - Seat Height - 20" / 51cm

C - Arm Height - 24.5" / 62cm

Features

- Back filled with blown fibre
- Chaise styling for ultimate comfort and support in full recline
- Hardwood, softwood and engineered wood products; all joints pinned & glued for uniformity & strength
- Back: Premium elastic webbing offers consistent suspension for the life of the product
- Seat: 8 gauge sinuous wire springs for superior ride and comfort
- Seat Fill - 1.8 lb high resilience foam for superior comfort without loss of support
- Back Fill - Blown fibre back cushions
- D-pull for manual operation of armless skus
- Inside Handle for power operation
- LED cupholder switch for power operation
- Touch button for power operation

Options

- Stainless Steel Cupholder
- Antique Cupholder
- Wireless Bass Shaker
- Wood or aluminum foot
- LED cupholder
- LED cupholder with groundlighting
- Tray tables
- Grommet only option available



41458 VOX

Popular Configurations

Note: Always assemble configurations from right hand facing to left hand facing components.

How We Measure

Height - measured from the highest point of the back pillow to the floor.

Depth - measured from the front edge of the seat cushion to the top of the back.

Width - measured from the widest point of the arm or arm pillow to the widest point of the opposite arm or arm pillow.

Arm Height - measured from the top of the arm to the floor.

Seat Height - measured from the crown of the seat cushion to the floor.

Warranty

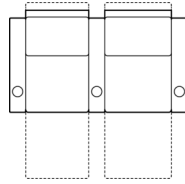
Wood Frames, Springs or Webbing - ten year warranty

Metal Frames - two year warranty under normal household use

Motion Reclining Mechanisms - seven year warranty

Reclining Chairs, Sofabed Mechanisms and Sofabed Mattresses - two year warranty

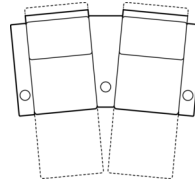
Seat Cushion Foam and Fibre-filled Components - five year pro-rated warranty



2 Seats Straight Configuration

67 x 64"

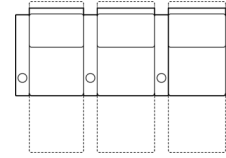
170 x 163cm



2 Seats Curved Configuration

75 x 67"

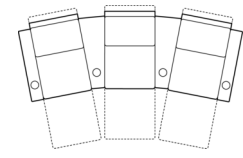
191 x 170cm



3 Seats Straight Configuration

98 x 64"

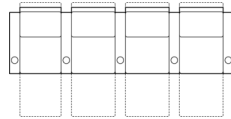
249 x 163cm



3 Seats Curved Configuration

112 x 70"

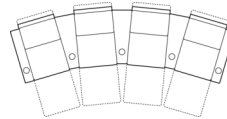
284 x 178cm



4 Seats Straight Configuration

129 x 64"

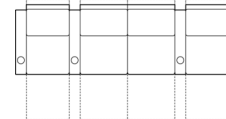
328 x 163cm



4 Seats Curved Configuration

149 x 74"

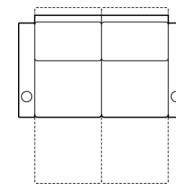
378 x 188cm



4 Seats Straight Configuration

123 x 64"

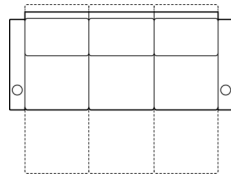
312 x 163cm



2 SEATS STRAIGHT (2_/3_)

62 x 64"

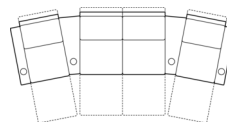
157 x 163cm



3 SEAT STRAIGHT (2_/8_/3_)

87 x 64"

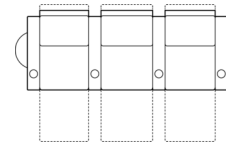
221 x 163cm



4 Seat Curved Configuration

137 x 70"

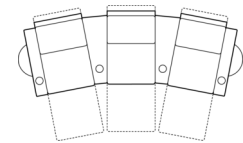
348 x 178cm



3 Seats Straight With Table

110 x 64"

279 x 163cm



3 Seats Curved With Table

118 x 70"

300 x 178cm