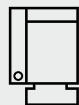


**103-01 LAF 1-ARM RECLINER**  
**103-51 LAF 1-ARM RECLINER W/POWER**

Overall Dimensions: W.32 D.39 H.44  
Seat Dimensions: W.24 D.22 H.19½



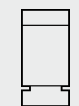
**103-02 RAF 1-ARM RECLINER**  
**103-52 RAF 1-ARM RECLINER W/POWER**

Overall Dimensions: W.32 D.39 H.44  
Seat Dimensions: W.24 D.22 H.19½



**103-09 ARMLESS RECLINER**  
**103-99 ARMLESS RECLINER W/POWER**

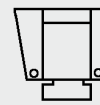
Overall Dimensions: W.26 D.39 H.44  
Seat Dimensions: W.24 D.22 H.19½



**103-34 RAF 2-ARM CONSOLE RECLINER**  
**W/LAF ANGLED ARM**

**103-92 RAF 2-ARM CONSOLE RECLINER**  
**W/LAF ANGLED ARM & POWER**

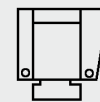
Overall Dimensions: W.43 D.39 H.44  
Seat Dimensions: W.24 D.22 H.19½



**103-81 LAF 2-ARM CONSOLE RECLINER**  
**W/ RAF ANGLED ARM**

**103-31 LAF 2-ARM CONSOLE RECLINER W/ RAF**  
**ANGLED ARM & POWER**

Overall Dimensions: W.43 D.39 H.44  
Seat Dimensions: W.24 D.22 H.19½



**103-82 RAF 1-ARM CONSOLE RECLINER**  
**W/ANGLED ARM**

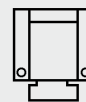
**103-32 RAF 1-ARM CONSOLE RECLINER**  
**W/ANGLED ARM & POWER**

Overall Dimensions: W.36 D.39 H.44  
Seat Dimensions: W.24 D.22 H.19½



**103-83 2-ARM RECLINER**  
**103-93 2-ARM RECLINER W/POWER**

Overall Dimensions: W.39 D.39 H.44  
Seat Dimensions: W.24 D.22 H.19½



**POPULAR CONFIGURATIONS**

